Adhesive Backed Mounts and Devices

Quick • Dependable • Secure

DIREKTRONIK



PANDUIT®

Selection Guide

Panduit offers high performance adhesive backed mounts and devices for a quick, dependable method of securing, routing, and protecting wires or cables. The adhesive backing provides easy installation and is an alternative to mechanical fasteners. When properly installed, our adhesive backed mounts and devices offer the advantage of lower installed cost and high reliability.



Adhesive Backed Mounts and Devices

Features and Benefits

- Superior adhesive for long-term reliability
- 2-up mount configuration speeds liner removal and installation
- 4-way cable tie entry makes part orientation fast and easy
- Adhesive backing allows routing of wires and cables where mounting holes cannot be drilled
- Mount sizes range from .50” x .50” to 2.00” x 2.00” for space limited or heavy load applications
- Select mounts, clamps, and clips are UL Recognized
- Use with Panduit cable ties for a complete wire routing solution
- One piece solutions lower inventory costs and speed installation
- Cable tie entry ramps guide the cable tie into the mount
- Bevel entry on wire clips speeds installation
- Releasable latches allow addition or removal of cables

Selection of Adhesive

Choose from four types of adhesive systems designed for specific application environments and temperatures: Rubber-based, Acrylic-based, and High Bond Acrylic-based Adhesive Foam Tape, or Two-part Epoxy Adhesive. Carefully choosing the correct adhesive and closely following the recommended installation steps will provide a reliable, long-term bond.

Rubber-Based Adhesive Foam Tape

Rubber-based Adhesive Foam Tape is the best choice for the vast majority of adhesive mount applications, including applications where powder coated surfaces are being used. It has a static load rating of 1/2 pound per square inch. This adhesive tape is suitable only for indoor use application, but the tape has a temperature performance tolerance range of -20°F to 120°F (-29°C to 49°C). It is recommended that rubber-based adhesive mounts dwell two (2) hours after installation, prior to loading. Rubber-based Adhesive Foam Tape is the most widely used and generally recommended foam tape for wire routing applications.

Acrylic-Based Adhesive Foam Tape

Acrylic-based Adhesive Foam Tape is a good choice in applications with prolonged exposure to UV rays or heavy moisture. It has a static load rating of 1/2 pound per square inch, and is suitable for both indoor and outdoor applications. This tape has a temperature performance tolerance range of -20°F to 180°F (-29°C to 82°C). The acrylic-based adhesive develops its maximum strength over a longer period of time compared to the rubber-based adhesive. It is recommended that the mounts dwell eight (8) hours after installation, and prior to loading.

High Bond Acrylic-Based Adhesive Foam Tape

High Bond Acrylic-Based Adhesive Foam Tape is a good choice in applications with prolonged exposure to UV rays or heavy moisture and where additional tack strength is needed. It has a static load rating of 1 pound per square inch, and is suitable for both indoor and outdoor applications. This tape has a temperature performance tolerance range of -31°F to 200°F (-35°C to 93°C). As it is acrylic-based, it develops its maximum strength over a longer period of time compared to the rubber-based adhesive. It is recommended that the mounts dwell eight (8) hours after installation, prior to loading. This is a good choice for applications where wire routing is subjected to higher dynamic loads, such as those routed inside control panel access doors.

Two-Part Epoxy Adhesive

Two-part Epoxy Adhesive is for use in applications where excessive loading is required or where the mounting surface is porous rather than smooth. This adhesive is formulated specifically for use on Panduit EMS and ASMS mounts in either indoor or outdoor applications. It is packaged in convenient pre-measured cups to insure the proper ratio of resin and hardener, as well as eliminate waste.

Guideline for Adhesive

The following chart should be used as a guideline for choosing the best adhesive for common surfaces and chemical resistance. Since each application has specific requirements, we recommend that further testing be conducted to determine the suitability of the adhesive in a specific environment or application.



Surfaces	Rubber Based Foam Tape Mounts	Acrylic Based Foam Tape Mounts	Epoxy Applied Adhesive Mounts
Plastics	Good	Good	Good
Wood	Good	Good	Good
Glass	Fair	Good	Good
Painted Surfaces	Good	Good	Fair
Powder Coating	Good	Fair	Good
Metal	Good [1]	Good [1]	Good
Paper	Good	Good	Fair
Concrete, Stone, Masonry	Not Recommended	Not Recommended	Good
CHEMICAL RESISTANCE			
Water	Good	Good	Poor
Oil	Poor	Fair [3]	Good
Gasoline	Poor	Fair [3]	Fair
Dilute Acids	Poor	Fair [3]	Fair
Dilute Alkalis	Good	Fair [3]	Fair
Organic Solvents	Poor	Fair [3]	Not Recommended
Outdoor Exposure	Not Recommended	Good [2]	Good [2]

[1] Not recommended for use on copper or brass.
[2] Mounts manufactured from outdoor material only. For specific applications, individual testing prior to extensive use is suggested.
[3] Depends on concentration, exposure time and chemical composition.

Proper Installation Steps

Surface Preparation

For bestresults, mounts should be applied to a clean, dry, and grease-free surface. It is recommended that for each individual application, a solvent or cleanser be used to thoroughly prepare the surface for mount installation. The following are recommended cleaning guidelines:

1. For Rubber and Acrylic-based Adhesive Foam Tape, a mixture of water and isopropyl alcohol may be used on most surfaces.

   For Two-part Epoxy Adhesive, especially on masonry surfaces, be sure to clean all loose particles away before mount installation. Some surface abrasion is recommended on smooth surfaces to achieve maximum strength. A light rubbing with medium grit emery cloth or sandpaper is best. Wash the surface after abrading.



2. Allow the surface to dry completely before applying the mount.



Installing the Mount

1. Forproper installation of adhesive backed mounts with foam tape, remove the release liner from the foam adhesive. Without touching the adhesive, place the mount in the desired location.

   For Two-part Epoxy Adhesive Mounts, apply 1/3 of the mixed adhesive to the bottom of the Panduit EMS or ASMS mount. Without touching the adhesive, place the mount in the desired location.

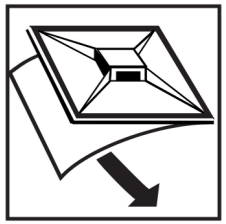

2. Apply firm pressure for five (5) seconds to the foam tape mounts to insure proper adhesion. Two-part Epoxy Adhesive Mounts should be twisted in place to ensure the adhesive is forced into the porous surface.

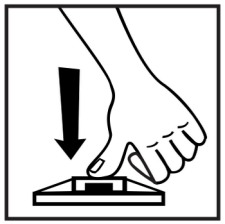

3. Allow the mount to remain in place for the recommended dwell time for the specific adhesive being used. The dwell time for Rubber-based Adhesive Foam Tape is two (2) hours and for Acrylic-based Adhesive Foam Tape it is eight (8) hours.

   Two-part Epoxy Adhesive Mounts can support about 5 pounds after first 15 minutes. The adhesive fully cures after 24 hours and bonding strength will exceed 50 pounds.



4. The mount is now ready to be used.

Adhesive Backed Mounts and Devices

Mount Spacing

To determine thenumber of mounts to use in a given application, the following formula can be used as a guideline:

$$\frac{\text{Cable bundle weight in lbs/foot}}{\text{Maximum static load rating of the mount*}} = \text{Minimum number of mounts per foot}$$

For example, to determine the mount spacing using part number ABM2S-A-C for an application with a bundle of wires that weigh one pound per foot, the formula would be:

$$\frac{\text{1 pound per foot}}{\text{0.5 lbs load rating}} = \text{2 mounts per foot}$$

Proper Storage Conditions

Mounts and adhesives should be kept in the original packaging until they are ready to be applied. Store at room temperature 70°F (21°C) with 45% or less relative humidity. Avoid storing adhesive products near heating vents or other heating sources.

Using the guidelines above, the average shelf life of adhesive foam tape is three (3) years from the date of manufacture. The shelf life of Two-part Epoxy Adhesive is one (1) year from the date of manufacture. Failing to follow the recommended storage conditions may reduce the shelf life or adhesive strength of the foam tape and Two-part Epoxy Adhesive.

Adhesive Technical Information

Adhesive foamtape properties aredeveloped with thorough laboratory research and testing. The double-coated adhesive foam tape used on Panduit Adhesive Backed Mounts is manufactured under strict quality requirements, which provide consistent, high quality performance for use on adhesive mounts. Each package of mounts has an expiration date and a Quality Control number printed on the label, which permit traceability.

Double Coated Foam Tape Properties

		Rubber Adhesive	Acrylic Adhesive
Backing Material		Polyethylene	Polyethylene
Nominal Backing Density (pcf)		6	6
Thickness (PSTC-33)	(In.) Total	0.0 4 0	0.039
	Less Liner	0.035	0.03 4
Static Shear MIL-T-60394A (Hours)	72°F/17.6 psi	500+	–
	72°F/8.8 psi	1000+	–
	158°F/2.s psi	100+	200+

*See pages 6-11 for static load ratings.

Adhesive Backed Cable Tie Mounts

4-Way Adhesive Backed Cable Tie Mounts



Part Number	Material	Length In. (mm)	Width In. (mm)	Max. Static Load Lbs. (g)	Adhesive Type	Used with Cable Ties^^
ABM1M-A-C	Nylon 6.6	0.50 (12.7)	0.50 (12.7)	0.13 (59)	Rubber	M
ABM1M-AT-M0	WR Nylon 6.6				Acrylic	
ABMM-A-C	ABS	0.75 (19.1)	0.75 (19.1)	0.30 (136)	Rubber	M, I
ABMM-AT-C0	WR ABS				Acrylic	
ABMM-AV-C	ABS			0.56 (254)	High Bond Acrylic	
ABMM-AV-C0	WR ABS					
ABM2S-A-C	ABS	1.00 (25.4)	1.00 (25.4)	0.50 (227)	Rubber	M, I, S
ABM2S-AT-C0	WR ABS				Acrylic	
ABM100-A-C	Nylon 6.6				Rubber	
ABM100-AT-C0	WR Nylon 6.6				Acrylic	
ABM100-AV-C	Nylon 6.6			1.00 (454)	High Bond Acrylic	
ABM100-AV-C0	WR Nylon 6.6					
ABM112-A-C	Nylon 6.6	1.12 (28.5)	1.12 (28.5)	0.63 (266)	Rubber	
ABM112-AT-C0	WR Nylon 6.6				Acrylic	
ABM112-AV-C	Nylon 6.6			1.25 (567)	High Bond Acrylic	
ABM112-AV-C0	WR Nylon 6.6					
ABM3H-A-L	Nylon 6.6	1.50 (38.1)	1.50 (38.1)	1.13 (513)	Rubber	M, I, S, LH, H
ABM3H-AT-L0	WR Nylon 6.6				Acrylic	
ABM3H-AV-L	Nylon 6.6			2.25 (1021)	High Bond Acrylic	
ABM3H-AV-L0	WR Nylon 6.6					
ABM4H-A-L	Nylon 6.6	2.00 (50.8)	2.00 (50.8)	2.00 (907)	Rubber	
ABM4H-AT-T0	WR Nylon 6.6				Acrylic	

Dynamic Cable Manager



Part Number	Material	Length In. (mm)	Width In. (mm)	Max. Static Load Lbs. (g)	Adhesive Type	Used with Cable Ties^^
ABDCM30-A-C	Nylon 6.6	1.12 (28.5)	1.12 (28.5)	0.63 (266)	Rubber	M, I, S
ABDCM30-AV-C				1.25 (567)	High Bond Acrylic	

Adhesive Backed Cable Tie Mounts for Vibration-Resistant Cable Ties



Part Number	Materia	Length In. (mm)	Width In. (mm)	Max. Static Load Lbs. (g)	Adhesive Type	Used with Cable Ties^^
SGABM20-A-C	Nylon	0.75 (19.1)	0.75 (19.1)	0.28 (127)	Rubber	SGM, SGI
SGABM20-AT-C0	WR Nylon 6.6				Acrylic	
SGABM20-AV-C300	HS WR Nylon 6.6			0.56 (254)	High Bond Acrylic	
SGABM25-A-C	Nylon 6.6	1.00 (25.4)	1.00 (25.4)	0.50 (227)	Rubber	SGM, SGI, SGS
SGABM25-AT-C0	WR Nylon 6.6				Acrylic	
SGABM25-AV-C300	HS WR Nylon 6.6			1.00 (454)	High Bond Acrylic	
SGABM30-A-C	Nylon 6.6	1.12 (28.5)	1.12 (28.5)	0.63 (287)	Rubber	
SGABM30-AT-C0	WR Nylon 6.6				Acrylic	
SGABM30-AV-C300	HS WR Nylon 6.6			1.25 (567)	High Bond Acrylic	
SGABM40-A-L	Nylon 6.6	1.50 (38.1)	1.50 (38.1)	1.12 (508)	Rubber	SGM, SGI, SGS, SGLH, SGH
SGABM50-A-L	Nylon 6.6	2.00 (50.8)	2.00 (50.8)	2.00 (907)		

Material Notes: WR = Weather Resistant, HS = Heat Stabilized
^ Visit panduit.com for additional packaging and material/color availability.
^^ Cable Tie Cross Section Designation: M = miniature, I = intermediate, S = standard, LH = light heavy, H = heavy, SG = Super-Grip, HLT = Tak-Ty™ Hook & Loop Ties, HLS = Tak-Ty™ Hook & Loop Ties, TTS = Tak-Tape™ Roll, UCT = Ultra-Cinch™ Tie

Adhesive Backed Cable Tie Mounts (continued)

Tak-Ty® Hook & Loop Cable Tie Mounts



Part Number	Material	Length In. (mm)	Width In. (mm)	Max. Static Load Lbs. (g)	Adhesive Type	Used with Cable Ties^^
ABMT-A-C	Nylon 6.6	1.12 (28.5)	1.12 (28.5)	0.38 (174)	Rubber	HLT, HLS, TTS, UCT

Snap-In Cable Tie Mount



Part Number	Material	Length In. (mm)	Width In. (mm)	Max. Static Load Lbs. (g)	Adhesive Type	Used with Cable Ties^^
SMS-A-C	ABS	2.00 (50.8)	1.00 (25.4)	1.00 (454)	Rubber	S

Multiple Bridge Tie Mount



Part Number	Material	Length In. (mm)	Width In. (mm)	Max. Static Load Lbs. (g)	Adhesive Type	Used with Cable Ties^^
ABMQS-A-C	ABS	5.13 (130.3)	0.75 (19)	1.85 (838)	Rubber	M, I, S

2-Way Adhesive Backed Cable Tie Mount



Part Number	Materia	Length In. (mm)	Width In. (mm)	Max. Static Load Lbs. (g)	Adhesive Type	Used with Cable Ties^^
ABMS-A-C	Nylon 6.6	1.13 (28.7)	1.13 (28.7)	0.8 (272)	Rubber	M, I, S

Material Notes: WR = Weather Resistant, HS = Heat Stabilized
^ Visit panduit.com for additional packaging and material/color availability.
^^ Cable Tie Cross Section Designation: M = miniature, I = intermediate, S = standard, LH = light heavy, H = heavy, SG = Super-Grip, HLT = Tak-Ty™ Hook & Loop Ties, HLS = Tak-Ty™ Hook & Loop Ties, TTS = Tak-Tape™ Roll, UCT = Ultra-Cinch™ Tie

Adhesive Backed Cable Clips and Clamps

Adjustable Releasable Clamp



Part Number	Material	Length In. (mm)	Width In. (mm)	Max. Static Load Lbs. (g)	Adhesive Type	Max. Cable Diameter In. (mm)
ARC.68-A-Q	Polypropylene	1.00 (25.4)	1.00 (25.4)	0.50 (227)	Rubber	0.68 (17.3)

Adhesive Backed Cord Clips



Part Number	Material	Length In. (mm)	Width In. (mm)	Max. Static Load Lbs. (g)	Adhesive Type	Max. Cable Diameter In. (mm)
ACC19 - A - C	Nylon 6.6	0.63 (16.0)	0.76 (19.3)	0.24 (109)	Rubber	0.19 (4.8)
ACC19 - AT- C0	WR Nylon 6.6				Acrylic	
ACC19 - AV- M3 0 0	HS WR Nylon 6.6			0.48 (218)	High Bond Acrylic	
ACC38-A-C	Nylon 6.6	1.00 (25.4)	1.00 (25.4)	0.50 (227)	Rubber	0.38 (9.6)
ACC 3 8 - AT- C0	WR Nylon 6.6				Acrylic	
ACC38-AV-M300	HS WR Nylon 6.6			1.00 (454)	High Bond Acrylic	
ACC62- A - C	Nylon 6.6	1.24 (31.4)	1.12 (28.5)	0.69 (315)	Rubber	0.62 (15.7)
ACC6 2- AT- C0	WR Nylon 6.6				Acrylic	
ACC6 2- AV- D3 0 0	HS WR Nylon 6.6			1.39 (631)	High Bond Acrylic	
ADCC31-AT-C10	NORYL	1.00 (25.4)	0.69 (17.7)	0.25 (113)	Acrylic	0.33 (8.4)
AMC25-AT-C10	PVC			0.4 (182)		

"J" Clips



Part	Material	Length In. (mm)	Width In. (mm)	Max. Static Load Lbs. (g)	Adhesive Type	Max. Cable Diameter In.
	PVC	1.00 (25.4)	0.86 (21.8)	0.40 (181)	Rubber	
AJC12-A-C		1.25 (31.8)	0.87 (22.1)	0.50 (227)		0.12
AJC19-A-C		1.50 (38.1)	0.97 (24.6)	0.58 (263)		(3.0)
AJC25-A-C		1.75 (44.5)	1.22 (31)	0.90 (408)		0.19
AJC31-A-C		2.00 (50.8)	1.27 (32.3)	1.00 (454)		(4.8)
AJC38-A-C						0.25 (6.4)

A1C Type Clips



Part Number	Material	Length In. (mm)	Width In. (mm)	Max. Static Load Lbs. (g)	Adhesive Type	Max. Cable Diameter In. (mm)
A1C12- A - C 8	PVC	0.77 (19.6)	0.63 (16.0)	0.14 (64)	Rubber	0.12 (3.0)
A1C25-A-C8		0.91 (23.1)				0.25 (6.4)
A1C38-A-C8		1.04 (26.4)				0.38 (9.6)
A1C50-A-C8		1.17 (29.7)				0.50 (12.7)

A2C Type Clips



Part Number	Material	Length In. (mm)	Width In. (mm)	Max. Static Load Lbs. (g)	Adhesive Type	Max. Cable Diameter In. (mm)
A2C12-A-C8	PVC	1.30 (33.0)	0.63 (16.0)	0.37 (169)	Rubber	0.12 (3.0)
A2C25-A-C8		1.43 (36.3)				0.25 (6.4)
A2C38-A-C8		1.56 (39.6)				0.38 (9.6)
A2C50-A-C8		1.72 (43.7)				0.50 (12.7)

Metal Adhesive Backed Cord Clips



Part Number	Material	Length In. (mm)	Width In. (mm)	Max. Static Load Lbs. (g)	Adhesive Type	Max. Cable Diameter In. (mm)
MACC25-A-C	Zinc-Plated Steel	0.77 (19.6)	0.54 (13.7)	0.21 (95)	Rubber	0.25 (6.4)
M ACC 25 - AV- D				0.42 (191)	High Bond Acrylic	
M ACC62- A - C		1.18 (30.0)	0.78 (19.7)	0.46 (209)	Rubber	0.62 (15.7)
M ACC6 2- AV- C				0.92 (418)	High Bond Acrylic	

Material Notes: WR = Weather Resistant, HS = Heat Stabilized
^ Visit panduit.com for additional packaging and material/color availability.

Adhesive Backed Cable Clips and Clamps

Latching Wire Clips



Part	Material	Length In. (mm)	Width In. (mm)	Max. Static Load Lbs. (g)	Adhesive Type	Max. Cable Diameter In. (mm)
	Nylon 6.6	0.85 (21.6)	0.61 (15.5)	0.25 (113)	Rubber	0.19 (4.8)
LWC19 - A -		0.88 (22.4)	1.00 (25.4)	0.45 (204)		0.25 (6.4)
C LWC25-A-		1.00 (25.4)		0.50 (227)		0.38 (9.6)
C LWC38-A-		1.26 (32)		0.63 (284)		0.50 (12.7)
C LWC50-A-		1.48 (37.6)	1.24 (31.5)	0.94 (425)		0.75 (19.1)
L LWC75-A-		2.21 (56.1)		2.25 (1020)		1.0 (25.4)
L LWC100-			1.97 (50.0)			

Bevel Entry Clips



Part Number	Material	Length In. (mm)	Width In. (mm)	Max. Static Load Lbs. (g)	Adhesive Type	Max. Cable Diameter In. (mm)
BEC38-A-L	Nylon 6.6	1.46 (37.1)	1.24 (31.5)	0.91 (411)	Rubber	0.38 (9.6)
BEC62- A -T						0.62 (15.7)
BEC75-A-L			1.49 (37.8)	1.09 (494)		0.75 (19.1)

Vertical Cord Clip



Part Number	Materia	Length In. (mm)	Width In. (mm)	Max. Static Load Lbs. (g)	Adhesive Type	Max. Cable Diameter In.
VCC25-A-C	Nylon 6.6	1.00 (25.4)	0.50 (12.7)	0.25 (113)	Rubber	0.25 (6.4)

Adhesive Backed Latching Clips



Part	Material	Length In. (mm)	Width In. (mm)	Max. Static Load Lbs. (g)	Adhesive Type	Max. Cable Diameter In. (mm)
	PVC	0.75 (19.1)	0.78 (19.8)	0.22 (100)	Rubber	0.25 (6.4)
LC3-A-C8		1.00 (25.4)	1.01 (25.7)	0.44 (200)		0.36 (9.1)
LC5-A-C8			1.51 (38.4)	0.60 (272)		0.93 (23.6)
LC10-A-L8						

Cable Holder



Part	Materia	Length In. (mm)	Width In. (mm)	Max. Static Load Lbs. (g)	Adhesive Type	Max. Cable Diameter In. (mm)
	Nylon 6.6	2.48 (63.0)	1.03 (26.2)	1.28 (581)	Rubber	5 X .39 (10)
CH10 5 - A - C14						

Material Notes: WR = Weather Resistant, HS = Heat Stabilized
^ Visit panduit.com for additional packaging and material/color availability.

Flat Cable Mounts

Low Profile Flat Cable Mounts



Part Number	Material	Length In. (mm)	Width In. (mm)	Max. Static Load Lbs. (g)	Adhesive Type	Flat Cable Width In. (mm)
LPFCM14 - A - C14	Nylon 6.6	2.56 (65.0)	0.50 (12.7)	0.25 (113)	Rubber	1.44 (36.6)
LPFCM2 2- A - C14		3.31 (84.1)				2.19 (55.6)
LPFCM3 4 - A - C14		4.56 (115.8)				3.44 (87.4)

Latching Flat Cable Mounts



Part Number	Material	Length In. (mm)	Width In. (mm)	Max. Static Load Lbs. (g)	Adhesive Type	Max. Cable Diameter In. (mm)
FCM1- A - C14	Nylon 6.6	1.21 (30.7)	1.00 (25.4)	0.50 (227)	Rubber	1.05 (26.7)
F CM1. 2- A - C14		1.37 (34.8)		0.62 (281)		1.20 (30.5)
FCM2- A - C14		2.22 (56.4)		1.00 (454)		2.05 (52.1)
FCM3. 25 - A - L14		3.38 (85.9)		1.50 (680)		3.23 (82)

Latching Flat Cable Holder

Part Number	Materia	Length In. (mm)	Width In. (mm)	Max. Static Load Lbs. (g)	Adhesive Type	Max. Cable Diameter In. (mm)
FCH2-A-T14	Nylon 6.6	2.48 (63.0)	1.03 (26.2)	1.28 (581)	Rubber	2.06 (52.2)

Flat Cable Clips



Part Number	Material	Length In. (mm)	Width In. (mm)	Max. Static Load Lbs. (g)	Adhesive Type	Max. Cable Diameter In. (mm)
FCC-A-C8	PVC	1.00 (25.4)	1.09 (27.7)	0.50 (227)	Rubber	–
FCC5-A-C8			0.56 (14.2)	0.25 (117)		

Material Notes: WR = Weather Resistant, HS = Heat Stabilized
^ Visit panduit.com for additional packaging and material/color availability.

Epoxy Applied Mounts and Kits

Epoxy Applied Mounts





Part Number	Material	Length In. (mm)	Width In. (mm)	Max. Static Load Lbs. (g)	Adhesive Type (not included, purchase EMA-X)	Compatible Ties (Cross-Section)
ASMS-A-X	Aluminum Base, Nylon 6.6 Mount	1.13 (28.6)	1.13 (28.6)	10.00 (4540)	EMA Epoxy	M, I, S
EMS-A-C	Nylon 6.6	0.98 (24.9)	0.98 (24.9)			
EMS-A-C0	WR Nylon 6.6					

Epoxy Adhesive Only

Part Number	Color	Environment	Used with Cable Ties	Number of Cable Ties	Number of EMS Mounts	Number of Epoxy Cups	Number of Mixer Sticks	Std. Pkg. Qty‡
EMA-X	Gray	Indoor/Outdoor	–	–	–	10	10	10

Epoxy Mounting Kit with EMS Mounts

Part Number	Color	Environment	Used with Cable Ties	Number of Cable Ties	Number of EMS Mounts	Number of Epoxy Cups	Number of Mixer Sticks	Std. Pkg. Qty‡
EMSK3-1-X0	Black	Indoor/Outdoor	M, I, S	–	3	1	1	10

Epoxy Mounting Kit with EMS Mounts and Cable Ties



Part Number	Color	Environment	Used with Cable Ties	Number of Cable Ties	Number of EMS Mounts	Number of Epoxy Cups	Number of Mixer Sticks	Std. Pkg. Qty‡
EMSK3-1-3-0	Black	Indoor/Outdoor	M, I, S	(3) PLT2S-0	3	1	1	1
EMSK12-4-12-X0	Black	Indoor/Outdoor	M, I, S	(12) PLT2S-0	12	4	4	10

^ Visit panduit.com for additional packaging and material/color availability.
‡Order the number of pieces required, in multiples of Standard Package Quantity.

Making the connections that matter.

We have the knowledge and experience to help you make the most of your infrastructure investment.

panduit.com

Let's connect
panduit.com/contact-us

PANDUIT®
infrastructure for a connected world

©2026 PANDUIT CORP. ALL RIGHTS RESERVED. FRSG13-SA-ENG 3/2026

DIREKTRONIK

SE NO

Direktronik AB | Box 234 , 149 23 Nynäshamn | Besöksadress Konsul Johnsons väg 15 149 45 Nynäshamn
Telefon 08 52 400 700 | Fax | Epost info@direktronik.se | Org.nr 556281-9663 | Bankgiro 922-0179