

Beställningsnummer
Sändare (TX) 20100522
Mottagare (RX) 20100524

120m HDMI Extender over IP

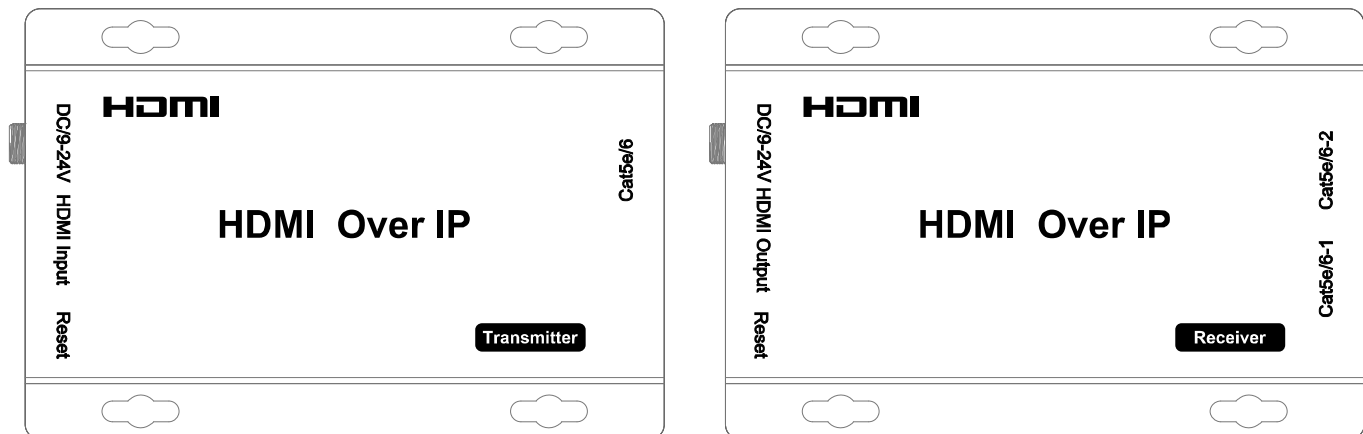
Large Cascade by adding more Receivers

Operating Instructions

120m HDMI Extender over IP

Large Cascade by adding more Receivers

Operating Instructions



Dear Customer

Thank you for purchasing this product. For optimum performance and safety, please read these instructions carefully before connecting, operating or adjusting this product. Please keep this manual for future reference.

FEATURES

- Transmit over 120m single cat5e/6 cable with standard of IEEE-568B
- Support High definition resolution up to Full HD 1080p
- Support TCP/IP protocol
- Support cascade by adding more Receivers
- HDCP compliant

NOTICE

Our company reserves the right to make changes in the hardware, packaging and any accompanying documentation without prior written notice.

TABLE OF CONTENTS

Specifications
Package Contents
Panel Descriptions
Connecting and Operating
Typical Application
Maintenance
Product Service
Warranty

SPECIFICATIONS

Operating Temperature Range	-10 to +45°C (+14 to +113°F)
Operating Humidity Range	5 to 90%RH (No Condensation)
Max Resolution	Full HD 1080P
Output Video	HDMI,HDCP
Audio Sampling rate	44kHz and 48kHz PCM
Transmission Distance	120m(Maximum) over single CAT5E/6 /24AWG/Solid
Max Resolutions	Full HD 1080p
Power consumption	Transmitter: 2.5W (Max). Receiver 2.5W (Max).
Dimension (L×W×H)	L124.6xW84x27mm
Net Weight	Receiver: 240g, Transmitter: 240g
TX	Default IP address:192.168.168.55
RX	Default IP address:192.168.168.56

Note1: Specifications are subject to change without notice. Mass and dimensions are approximate.

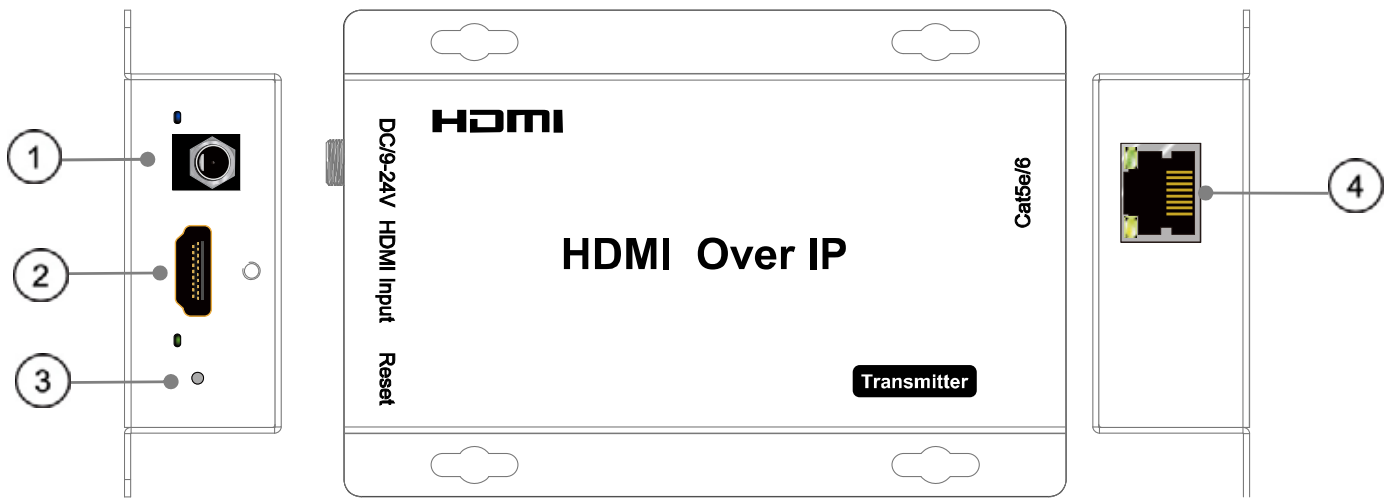
Note2: one TX to many RX, IP and MAC address must be different.

PACKING CONTENTS

- 1) Main Unit.
- 2) Power adapter DC 12V x2 PCS
- 3) Operating Instructions

PANEL DESCRIPTIONS

Transmitter Panel



- ① Power input port
- ③ Reset button

- ② HDMI input
- ④ Cat5e/6 output

Receiver Panel



- ① Power input port
- ③ Reset button
- ⑤ Cat5e/6-1


- ② HDMI output
- ④ Cat5e/6-2

CONNECTIONS AND OPERATIONS

- 1) Connect the HDMI input source (such as HD-DVD, PS3, STB etc) to Transmitter.
- 2) Connect Cat5e/6 cable from Cat5e/6 output of Transmitter to Cat5e/6-1 or Cat5e/6-2 port of Receiver.
- 3) Connect Cat5e/6 cable from another Cat5e/6 port of Receiver to the next Receiver.
- 4) Connect the HDMI sink(such as HD-LCD、HD-DLP) to Receiver.

TYPICAL APPLICATION

1. Unicast



2. Unlimited cascade connection



MAINTENANCE

Clean this unit with a soft, dry cloth. Never use alcohol, paint thinner or benzene to clean this unit.

PRODUCT SERVICE

1) **Damage requiring service:** The unit should be serviced by qualified service personnel if:

(a) The DC power supply cord or AC adaptor has been damaged;

(b) Objects or liquids have gotten into the unit;

(c) The unit has been exposed to rain;

(d) The unit does not operate normally or exhibits a marked change in performance;

(e) The unit has been dropped or the cabinet damaged.

2) **Servicing Personnel:** Do not attempt to service the unit beyond that described in these operating instructions. Refer all other servicing to authorized servicing personnel.

3) **Replacement parts:** When parts need replacing ensure the servicer uses parts specified by the manufacturer or parts that have the same characteristics as the original parts. Unauthorized substitutes may result in fire, electric shock, or other hazards.

4) **Safety check:** After repairs or service, ask the servicer to perform safety checks to confirm that the unit is in proper working condition.

WARRANTY

If your product does not work properly because of a defect in materials or workmanship, our Company (referred to as "the warrantor") will , for the length of the period indicated as below, **(Parts(2)Year ,Labor(90) Days)** which starts with the date of original purchase ("Limited Warranty period"), at its option either (a) repair your product with new or refurbished parts, or (b) replace it with a new or a refurbished product. The decision to repair or replace will be made by the warrantor. During the "Labor" Limited Warranty period there will be no charge for labor.

During the "Parts" warranty period, there will be no charge for parts. You must mail-in your product during the warranty period. This Limited Warranty is extended only to the original purchaser and only covers product purchased as new. A purchase receipt or other proof of original purchase date is required for Limited Warranty service.

MAIL-IN SERVICE

When shipping the unit carefully pack and send it prepaid, adequately insured and preferably in the original carton. Include a letter detailing the complaint and provide a day time phone and/or email address where you can be reached.

LIMITED WARRANTY LIMITS AND EXCLUSIONS

- 1) This Limited Warranty **ONLY COVERS** failures due to defects in materials or workmanship, and **DOES NOT COVER** normal wear and tear or cosmetic damage. The Limited Warranty **ALSO DOES NOT COVER** damages which occurred in shipment, or failures which are caused by products not supplied by warrantor, or failures which result from accidents, misuse, abuse, neglect, mishandling, misapplication, alteration, faulty installation, set-up adjustments, misadjustment of consumer controls, improper maintenance, power line surge, lightning damage, modification, or service by anyone other than a Factory Service center or other Authorized Servicer, or damage that is attributable to acts of God.
- 2) **THERE ARE NO EXPRESS WARRANTIES EXCEPT AS LISTED UNDER "LIMITED WARRANTY COVERAGE". THE WARRANTOR IS NOT LIABLE FOR INCIDENTAL OR CONSEQUENTIAL DAMAGES RESULTING FROM THE USE OF THIS PRODUCT, OR ARISING OUT OF ANY BREACH OF THIS WARRANTY.** (As examples, this excludes damages for lost time, cost of having someone remove or re-install an installed unit if applicable, travel to and from the service, loss of or damage to media or images, data or other recorded content. The items listed are not exclusive, but are for illustration only.)
- 3) **PARTS AND SERVICE, WHICH ARE NOT COVERED BY THIS LIMITED WARRANTY, ARE YOUR RESPONSIBILITY.**

DIREKTRONIK

Direktronik AB tel. 08-52 400 700 www.direktronik.se