

# BG-8K-HS41

Direktronik Art 20124232

**4x1 8K UHD Ultra Slim HDMI 2.1 Switcher**

## User Manual





***DIREKTRONIK***

Direktronik AB tel. 08-52 400 700 [www.direktronik.se](http://www.direktronik.se)



## TABLE OF CONTENTS

Statement	4
Safety Precaution	4
Introduction	5
Features	5
Packing List	5
Specifications	6
Operation Controls and Functions	7
IR Remote	8
Application Diagram	9
Tech Support	10
Limited Product Warranty Terms	10
Mission Statement	11
Copyright	12



## Statement

---

Please read these instructions carefully before connecting, operating, or configuring this product. Please save this manual for future reference.

## Safety Precaution

---

- To prevent damaging this product, avoid heavy pressure, strong vibration, or immersion during transportation, storage, and installation.
- The housing of this product is made of organic materials. Do not expose to any liquid, gas, or solids which may corrode the shell.
- Do not expose the product to rain or moisture.
- To prevent the risk of electric shock, do not open the case. Installation and maintenance should only be carried out by qualified technicians.
- Do not use the product beyond the specified temperature, humidity, or power supply specifications.
- This product does not contain parts that can be maintained or repaired by users. Damage caused by dismantling the product without authorization from BZBGear is not covered under the warranty policy.
- Installation and use of this product must strictly comply with local electrical safety standards.



## Introduction

---

The BG-8K-HS41 is an 8K HDMI 4x1 switcher that can switch any of the 4 connected HDMI sources to 1 HDMI display. It supports video resolutions up to 8K@60Hz 4:4:4 with up to 48Gbps of video bandwidth. It is suitable for outdoor displays, video conferencing, security monitoring, home theater, and other applications.

The BG-8K-HS41 also works well with XBOX series X and PS5 gaming consoles to achieve a resolution of 4K@120hz on compatible TVs and monitors. Users can switch between two sources by pressing the button on the top panel of the switcher.

## Features

---

- HDMI 2.1 and HDCP 2.3 compliant
- 8Gbps video bandwidth
- 8K@60Hz 4:4:4 8/10/12-bit, 8K@60Hz 4:2:0 12-bit, 8K@30Hz 4:4:4 10-bit, 4K@120Hz 4:4:4 10-bit video support
- HDR, HDR10, HDR10+, Dolby Vision, HLG pass through
- VRR, FVA, ALLM
- HDMI audio formats: LPCM 7.1CH, Dolby TrueHD, and DTS-HD Master Audio
- 4x1 manual switch output and auto switch capabilities
- Built-in Equalizer and Driver
- Auto EDID management
- Compact design for easy and flexible installation

## Packing List

---

- |                           |                         |
|---------------------------|-------------------------|
| • 1x 8K HDMI 4x1 switcher | • 1x 5V/1A Power Supply |
| • 1x IR Remote            | • 1x User Manual        |



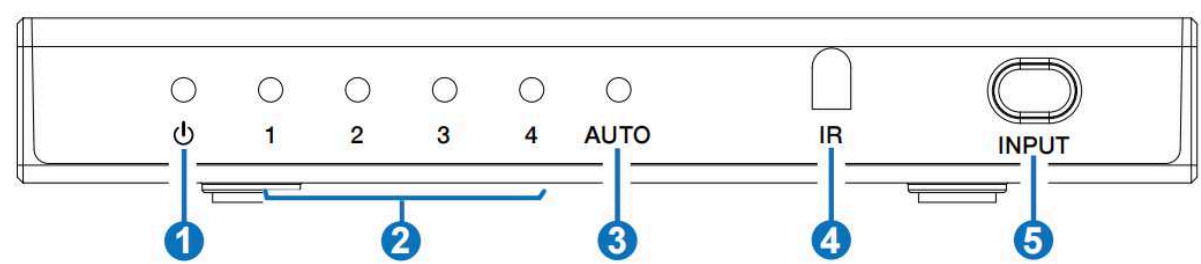
## Specifications

Technical	
HDMI Compliance	HDMI 2.1
HDCP Compliance	HDCP 2.3
Video Bandwidth	48 Gbps
Video Resolution	Up to 8K@60Hz 4:4:4 8/10/12-bit, 8K@60Hz 4:2:0 12-bit, 8K@30Hz 4:4:4 10-bit, 4K@120Hz 4:4:4 10-bit
Color Depth	8-bit,10-bit,12-bit
Color Space	RGB, YCbCr 4:4:4 / 4:2:2 / 4:2:0
HDMI Audio Formats	LPCM, Dolby Digital/Plus/EX, Dolby True HD, DTS, DTS-EX, DTS-96/24, DTS High Res, DTS-HD Master Audio, DSD
Connection	
Input	4× HDMI INPUT [Type A, 19-pin female]
Output	1× HDMI OUTPUT [Type A, 19-pin female]
Mechanical	
Housing	Plastic Enclosure
Silk Screen Color	Black
Dimensions	4.8" (W) x 2.6" (D) x 0.75" (H) [122mm (W) x 65mm (D) x 19mm (H)]
Weight	0.19lbs [88g]
Power Supply	Input: AC100 - 240V 50/60Hz, Output: DC 5V/1A (US/EU standards, CE/FCC/UL certified)
Power Consumption	3.4W (Max)
Operation Temperature	0°C ~ 40°C / 32°F ~ 104°F
Storage Temperature	-20°C ~ 60°C / -4°F ~ 140°F
Relative Humidity	20~90% RH (non-condensing)

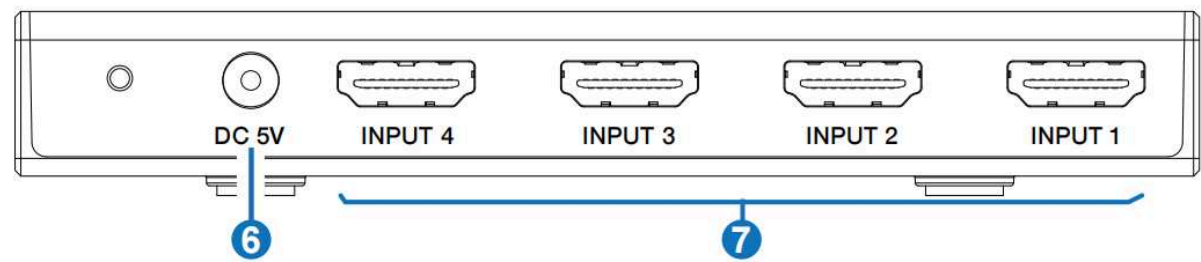


## Operation Controls and Functions

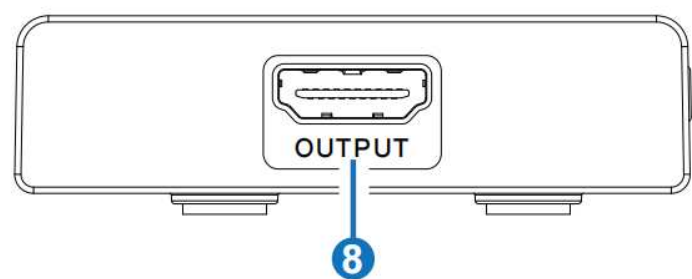
### Front Panel



### Rear Panel



### Side Panel



No.	Name	Function Description
1	POWER LED	When the device is powered on the white power LED will illuminate.
2	INPUT LED (1~4)	When INPUT 1/2/3/4 port is selected as the signal source the corresponding white LED will illuminate.
3	AUTO LED	When the auto switching mode is enabled the corresponding white LED will illuminate.
4	IR Window	IR input signal receiving window.
5	INPUT button	<ul style="list-style-type: none"><li>▪ Short press the button to switch between signal sources.</li><li>▪ Long press this button for 3 seconds to enable the auto switching mode.</li></ul>
6	DC 5V	DC 5V/1A Power input port.
7	INPUT port (1~4)	Connect to HDMI source devices such as Bluray players or gaming consoles with HDMI cables.
8	OUTPUT port	Connect to an HDMI display device such as a TV or Monitor with an HDMI cable.

**Notes:**

1. If you need to use the switcher to output resolutions of 4K@120Hz or 8K@ 60Hz, please ensure that your HDMI cables, from the HDMI source and to the HDMI display, all support desired resolution.
2. The length of the HDMI cables connected to both ends of the switcher should not be too long or it can cause the screen to flicker.

The following HDMI cable lengths are suggested:

**8K@60, 8K@30, 4K@120:** Ultra HDMI 2.1 cable, IN/OUT 2 meters.


**4K@60 4:4:4:** HDMI 2.0 cable, IN/OUT 3 meters.

**4K@60 4:2:0, 4K@30, 1080P:** HDMI cable, IN/OUT 5 meters.

## IR Remote



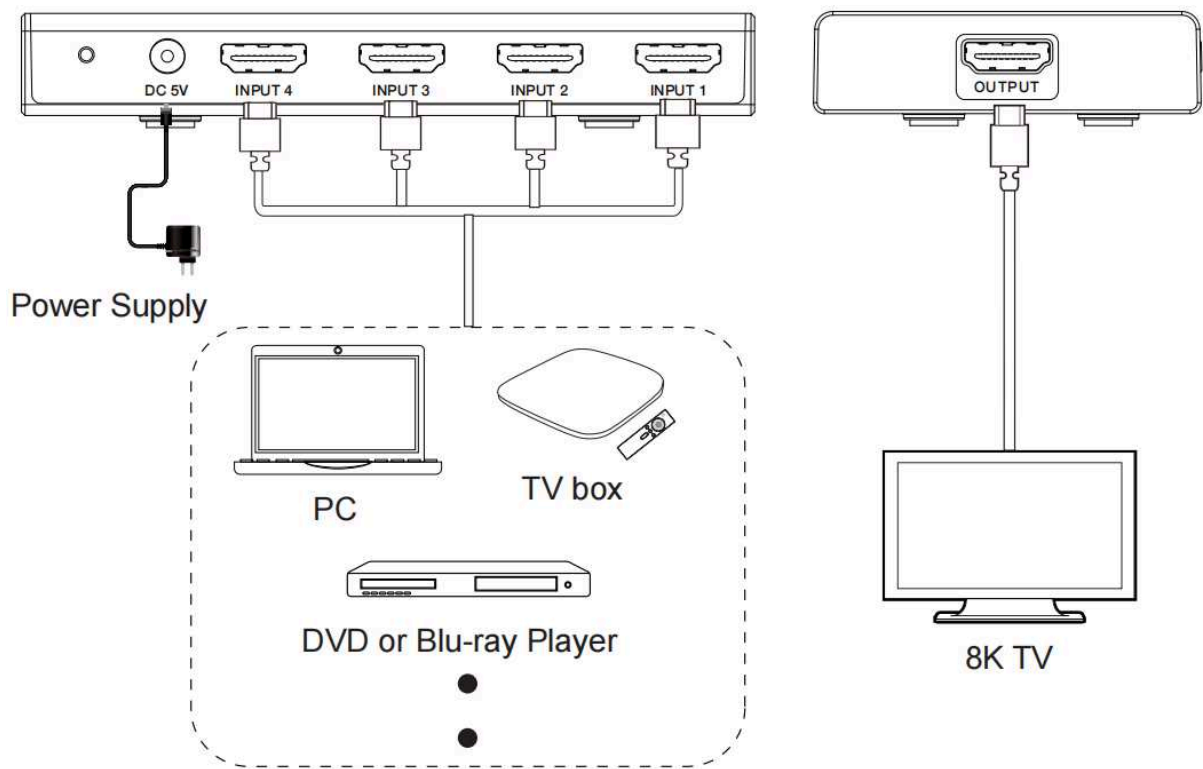
IN1/2/3/4 : Press the IN1/2/3/4 button to select the desired HDMI signal source for the OUTPUT port.

 : Press this button to cyclically switch HDMI signal sources from INPUT 1/2/3/4 to the OUTPUT port.





## Application Diagram





## Tech Support

---

Have technical questions? We may have answered them already!

Please visit BZBGear's support page ([bzbgear.com/support](https://bzbgear.com/support)) for helpful information and tips regarding our products. Here you will find our Knowledge Base ([bzbgear.com/knowledge-base](https://bzbgear.com/knowledge-base)) with detailed tutorials, quick start guides, and step-by-step troubleshooting instructions. Or explore our YouTube channel, BZB TV ([youtube.com/c/BZBTVchannel](https://youtube.com/c/BZBTVchannel)), for help setting up, configuring, and other helpful how-to videos about our gear.

Need more in-depth support? Connect with one of our technical specialists directly:



SE



NO

**Direktronik AB** | Box 234, 149 23 Nynäshamn | Besöksadress Konsul Johnsons väg 15 149 45 Nynäshamn  
Telefon 08 52 400 700 | Fax | Epost [info@direktronik.se](mailto:info@direktronik.se) | Org.nr 556281-9663 | Bankgiro 922-0179

## Limited Product Warranty Terms

---

Pro Line: 5-year warranty from the date of purchase for AV/Broadcasting products bought on or after August 1, 2024.

Essential Line: 3-year warranty from the date of purchase for AV/Broadcasting products bought on or after August 1, 2024.

Cables: Lifetime Limited Product Warranty.

For complete warranty information, please visit [bzbgear.com/warranty](https://bzbgear.com/warranty).

For questions, please call 1.888.499.9906 or email [support@bzbgear.com](mailto:support@bzbgear.com).

## Mission Statement

---

BZBGear is a breakthrough manufacturer of high-quality, innovative audiovisual equipment ranging from AVoIP, professional broadcasting, conferencing, home theater, to live streaming solutions. We pride ourselves on unparalleled customer support and services. Our team offers system design consultation, and highly reviewed technical support for all the products in our catalog. BZBGear delivers quality products designed with users in mind.

## Copyright

---

All the contents in this manual and its copyright are owned by BZBGear. No one is allowed to imitate, copy, or translate this manual without BZBGear's permission. This manual contains no guarantee, standpoint expression or other implies in any form. Product specification and information in this manual is for reference only and subject to change without notice.

**All rights reserved.** No reproducing is allowed without acknowledgement.