

Item 20121619	N Plug Crimp	75Ω																					
<table><tr><th>Parts</th><th>Material</th><th>Plating (Micro-inch)</th></tr><tr><td>Ferrule</td><td>Copper</td><td>Tin-Zinc-Copper-Alloy 100 Over Copper 50</td></tr><tr><td>Gasket</td><td>Silicon</td><td></td></tr><tr><td>Contact Pin</td><td>Brass</td><td>Gold 4 Over Nickel Phosphorous Alloy 80 Over Copper 20</td></tr><tr><td>Insulator</td><td>Teflon</td><td></td></tr><tr><td>Body</td><td>Brass</td><td>Tin-Zinc-Copper-Alloy 100 Over Copper 50</td></tr><tr><td>Coupling Nut</td><td>Brass</td><td>Tin-Zinc-Copper-Alloy 100 Over Copper 50</td></tr></table>			Parts	Material	Plating (Micro-inch)	Ferrule	Copper	Tin-Zinc-Copper-Alloy 100 Over Copper 50	Gasket	Silicon		Contact Pin	Brass	Gold 4 Over Nickel Phosphorous Alloy 80 Over Copper 20	Insulator	Teflon		Body	Brass	Tin-Zinc-Copper-Alloy 100 Over Copper 50	Coupling Nut	Brass	Tin-Zinc-Copper-Alloy 100 Over Copper 50
Parts	Material	Plating (Micro-inch)																					
Ferrule	Copper	Tin-Zinc-Copper-Alloy 100 Over Copper 50																					
Gasket	Silicon																						
Contact Pin	Brass	Gold 4 Over Nickel Phosphorous Alloy 80 Over Copper 20																					
Insulator	Teflon																						
Body	Brass	Tin-Zinc-Copper-Alloy 100 Over Copper 50																					
Coupling Nut	Brass	Tin-Zinc-Copper-Alloy 100 Over Copper 50																					
Weight: Suitable Cables:RG11																							

This part number complies with RoHS.

# CABLE ASSEMBLY INSTRUCTION

NS400B 0014

DATE

2014/04/29

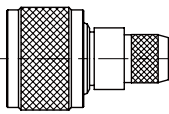
REV

—

A

B

C



BODY



CONTACT PIN




FERRULE

## DIAGRAM

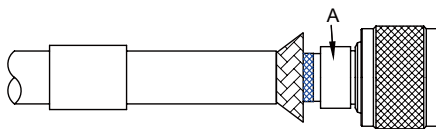
## ASSEMBLY INSTRUCTION



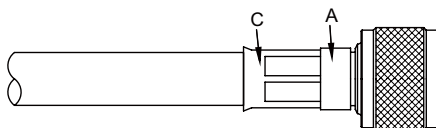
Step 1: STRIP AS SHOWN.



Step 2: SLIDE FERRULE " C " OVER CABLE.  
Step 3: PUT PIN " B " ON CENTER CONDUCTOR AND SOLDER OR CRIMP IN " Y ".  
(USE SQUARE 1.6mm/0.063inch SECTION OF INSERT-C IF CRIMPED)



Step 4: LOOSEN BRAIDING AND SLIDE CONNECTOR " A " IN PLACE.



Step 5: SLIDE FERRULE " C " TOWARDS THE CONNECTOR " A " AND CRIMP.  
(USE 10.7mm/0.421inch HEX SECTION OF INSERT-C)

This part number complies with RoHS.



SE



NO

**Direktronik AB** | Box 234, 149 23 Nynäshamn | Besöksadress Konsul Johnsons väg 15 149 45 Nynäshamn  
Telefon 08 52 400 700 | Fax | Epost [info@direktronik.se](mailto:info@direktronik.se) | Org.nr 556281-9663 | Bankgiro 922-0179