

Data Sheet

6-Port Gigabit Ethernet Micro Switch with Twisted Pair Up- and Downlinks, opt. PoE+



Overview

The Micro Switch G6 with Twisted Pair Up- and Downlinks is a derivative of the successful Micro Switch family from MICROSENS. With its 6 Gigabit Ethernet Twisted Pair (RJ-45) ports, this variant offers the ideal basis for sophisticated and user-oriented port expansions of existing networks in structured cabling.

The variant with PoE+ function can alternatively be supplied by Power-over-Ethernet (PD) via the uplink port.

The Micro Switch G6 Twisted Pair is offered in four basic versions:

Supply voltage	Mounting type	
	Horizontal	Vertical
54-57 VDC	1x RJ-45-Uplink PoE+ (PD) + 5x RJ-45 PoE+ (PSE)	1x RJ-45-Uplink PoE+ (PD) + 5x RJ-45 PoE+ (PSE) (corresponds to picture above)
230 VAC	1x RJ-45-Uplink + 5x RJ-45	1x RJ-45-Uplink + 5x RJ-45

The extremely compact switches are characterized by their very small space requirements and are used in parapet ducts, floor tanks and in individually planned environments such as surface-mounted enclosures. The device has a monolithic design, is fanless and offers shortest installation times with highest robustness and reliability.

The use of Marvell chipset technology for the internal switch and the management CPU provide a future-oriented and highly flexible system platform.

Features

Gigabit Ethernet Switch

- Fanless Gigabit Ethernet Switch
- Low power consumption switch-chipset, Energy-Efficient Ethernet
- Layer-2+ store-and-forward, full wire-speed, non-blocking
- Max. 8,192 MAC addresses, automatic learning and aging
- Jumbo-Frames (max. 10,240 Bytes)

Energy-Efficient Ethernet

- IEEE 802.3az
- Optimised power consumption for each RJ-45 port depending on the actual requirement
- Up to 50% reduced power consumption

Network Management

- Support of common management standards
- 800 MHz ARM CPU
- Linux operating system with fast system boot
- Web Manager (HTTPS (default)/HTTP)
- Telnet/SSH/Console, incl. standard-commands (ping, traceroute, etc.)
- SNMP v1/v2c/v3
- Central management software as option (MICROSENS NMP)
- IPv4/IPv6 Dual Stack
- Integrated CLI scripting to automate routine processes
- Firmware, script and configuration files can be loaded, saved and executed directly on the "switch".
- Incremental firmware updates possible
- Exchangeable MicroSD memory card for configuration, CLI scripts, firmware, and MAC address (optional)

Power-over-Ethernet PoE+ (opt.)

- IEEE 802.3at PoE+ (max. 30 W/Port)
- 5x 10/100/1000Base-T, PoE+ (RJ-45)
- Limitation of the total power consumption of the switch to max. 80 W (full power only under suitable installation conditions)
- Ext. Power supply with typ. 54 VDC

Connectors

Uplink

- 1x 1000Base-T (RJ-45) (PoE variant with PoE (PD))
- Auto MDI/MDI-X function for the use of uniform patch cables

Local / Downlink

- 5x 10/100/1000Base-T (RJ-45) Auto-Negotiation, PoE (PSE) (PoE variant)
- Auto MDI/MDI-X function for the use of uniform patch cables

Extension Port

- RS-232 Console port (mini-USB)
- For optional accessories

Power Supply

- 3-pin screw pluggable connector for solid or stranded wires
- Additional grounding (PE) via 6.3 mm flat-pin plug
- Supply via PD port (PoE variant only)

Mounting

- Snap-in mounting 45 mm (without screw mounting)
- Compatible with all common installation systems due to circumferential support edge
- Bevelled edge allows installation in 2-fold frames
- Extensive range of installation accessories available

Compatibility

- Compatibility to standard CISCO Switches verified (amongst others: IEEE 802.1X, QoS, VLAN, CDP, RSTP)

Network management - Feature overview

For the latest functional firmware features, please refer to the document "[Firmware Features G6](#)" which can be downloaded from the download center of the particular device home pages at <http://www.microsens.com/>.

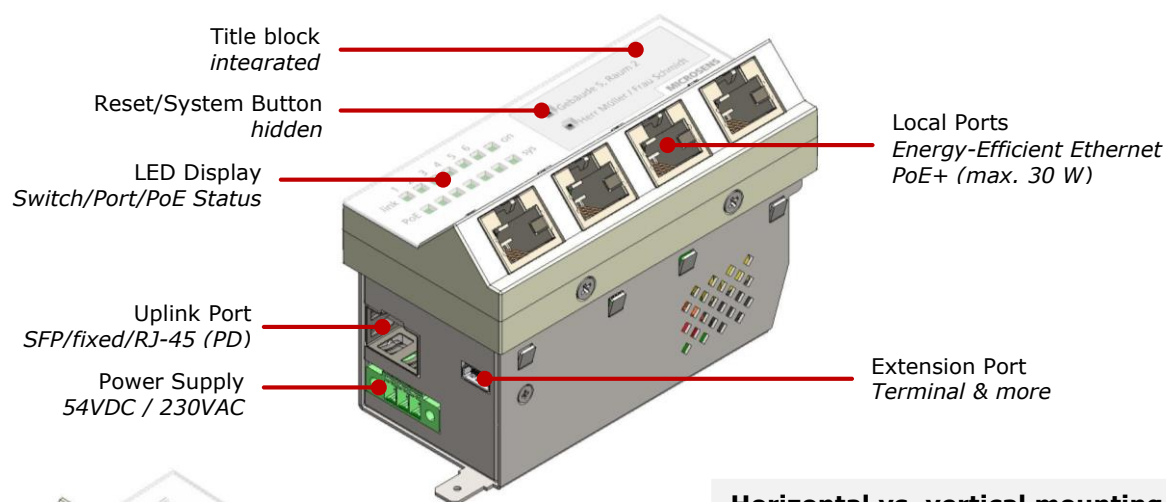
RFC / IEEE Standards

The IEEE standards and RFCs supported by the Micro Switch G6 can also be found in the document "[Firmware Features G6](#)"

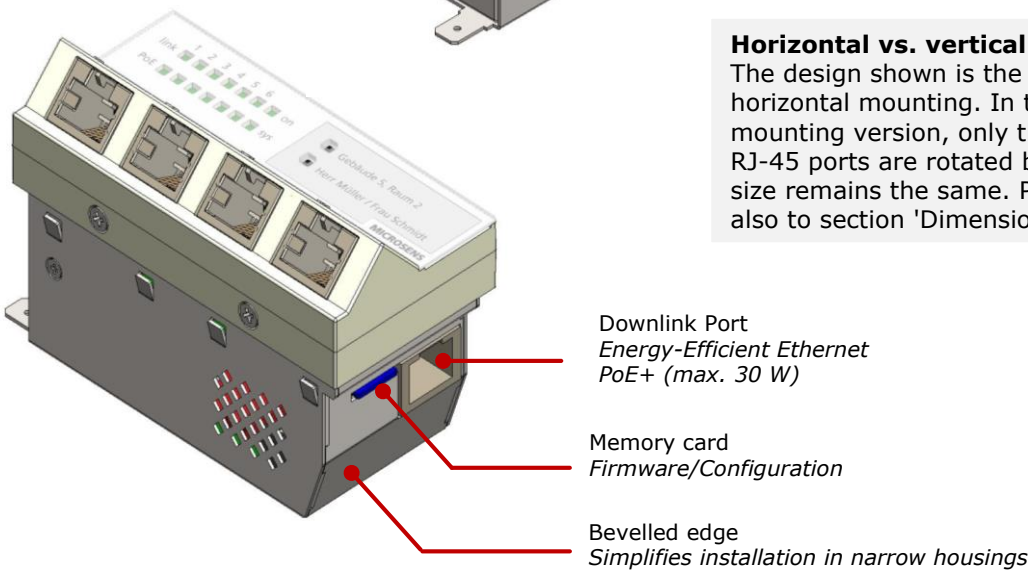
Quality – Made in Germany

To constantly guarantee a high quality of the Micro Switch Generation 6 all models and versions are manufactured in Hamm, Germany.


Interfaces



Horizontal vs. vertical mounting
The design shown is the variant for horizontal mounting. In the vertical mounting version, only the four local RJ-45 ports are rotated by 90°, the size remains the same. Please refer also to section 'Dimensions'.



Memory Card



- Use is optional
- Stores firmware and configuration
- Change of memory card transfers the **complete** device status
- Firmware update by memory card exchange is possible
- Fault tolerant journaling file system

The optional MicroSD memory card is used for the permanent storage of configuration, script and firmware files.

If no memory card is inserted, the system starts or boots from the internal memory of the device.

With this memory card it is possible to transfer a configuration to a new device in case of a device failure.

Optionally, an individual MAC address can be stored on the MicroSD memory card. This MAC address has priority over the switch's internal MAC address. This allows to provide an exact clone of the device by swapping the memory card.

Only MICROSENS memory cards have to be used. Only with this the long term stability over the complete temperature range can be guaranteed.

Ring-Topology

Normal operation

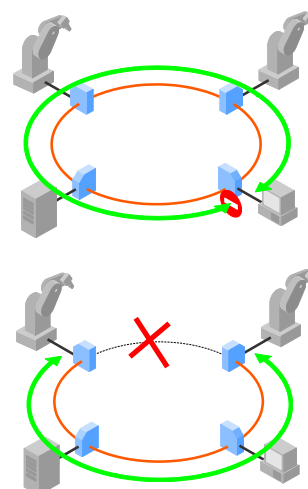
- All switches are configured for ring operation
- One switch is assigned as ring master
- Ring master cuts the ring logically

Ring error

- Switches signalize segment failure via Ethernet
- Master receives that information via Ethernet and closes the logical cut
- Switches relearn the actual network topology (MAC-addresses)

Configuration

- Switches can be configured for up to two independent rings
- Ring ports are freely selectable



Technical Specifications

Switch

Type	Gigabit Ethernet Switch Layer 2+, IEEE 802.3 compliant
Performance	Store-and-forward; full wire-speed, non-blocking on all ports
MAC addresses	8,192 addresses, automatic learning and aging
Jumbo Frames	max. 10,240 Bytes

Twisted-Pair Ports

Number of ports	6
Type	Gigabit Ethernet, 1x 1000Base-T Uplink 5x 10/100/1000Base-T
Connector	RJ-45 port, shielded
Cable type	Twisted-Pair cable, Category 5e, impedance 100 Ohm, length max. 100 m
Flow Control	Pause Frames (IEEE 802.3x), configurable
Pin out	Auto MDI/MDI-X, Auto Polarity
Power-over-Ethernet	Powered Device (PD) IEEE 802.3at Power Sourcing Equipment (PSE) IEEE 802.3af/at Class 0, max. 30 W Forced-mode (Legacy Devices)

Power Supply (DC)

Input	44..57 VDC (54 VDC typ.)
Power Consumption	Typ. 4.5 W (without PoE (PSE)) max. 80 W (incl. PoE (PSE)) (full power only with suitable installation conditions)
Connector	3 pin screw connector, PE/-/+
Grounding (PE)	6.3 mm flat-pin plug

Power Supply (AC)

Input	230 V 50..60 Hz
Power Consumption	Typ. 4.5 W
Connector	3 pin screw connector, PE/N/L
Grounding (PE)	6.3 mm flat-pin plug

Displays

Type	14 LEDs, detachable
Link	Twisted pair ports 1..6 <i>green</i> Link at port Flashing at data traffic <i>orange</i> Port blocked (via protocol) <i>red</i> Port Access Control rejected (port 1..4 and 6 only)
PoE	Twisted pair ports 1..4 and 6 <i>green</i> PoE supplying <i>blue</i> PoE+ active <i>orange</i> PoE standby <i>red</i> PoE failure
On (switch status)	<i>green</i> ready for operation <i>flashing</i> starting sequence
Sys	<i>blue</i> Factory reset without IP reset in progress <i>violet</i> Factory reset including IP reset in progress <i>green</i> Process completed <i>orange</i> Flashing while Firm- ware update in progress
LED-modes	<i>Dynamic</i> Standard-mode <i>Static</i> Standard without flash <i>Quiet</i> Only ON- and Sys-LED <i>Dark</i> all LEDs off <i>L-show</i> permanent LED test

Control Panel

Reset button	Reset of switch, new upload of latest stored configuration (direct hardware function)
System button	Request of IP configuration for management, reset back to factory default settings (can be switched off)

Environmental Conditions

Temperature	Operation 0..+40 °C Storage -20..+85 °C
Humidity	10..90%, non condensing

Mechanical Dimensions

Dimensions	90 mm x 45 mm x 58 mm (w x d x h, without connectors)
Mounting depth	34 mm
Weight	325 g

Technical Specifications (continued)

Standards

CE	2014/30/EU (EMC Directive) 2011/65/EU (RoHS Directive) 2015/35/EU (Low Voltage Directive)
Safety	EN 60950-1
Emitted interference	EN 55032
Immunity	EN 55024

Reliability

MTBF	100.000 h
Method	MIL-HDBK-217F

Delivery / Contents

Standard Packaging

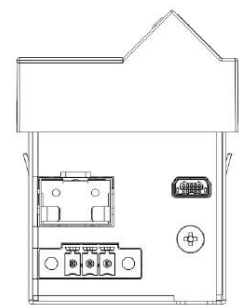
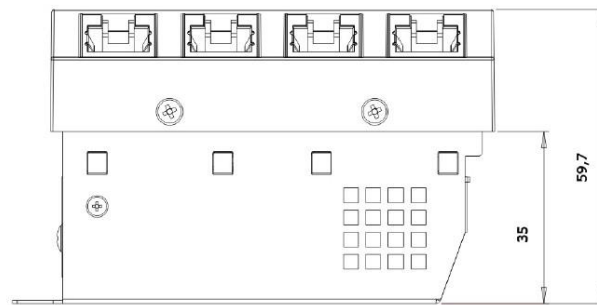
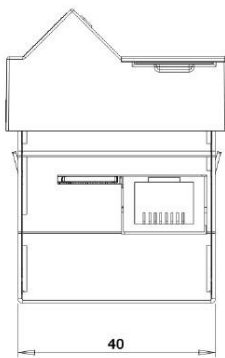
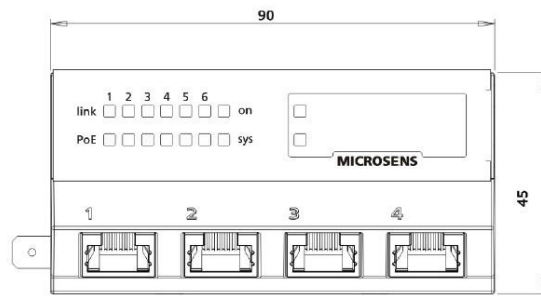
Package unit	1 pcs.
Dimensions	158 mm x 90 mm x 65 mm
Weight	400 g
Contents	1x Micro Switch 1x Power supply plug 1x Quick Start Guide

Bulk Packaging

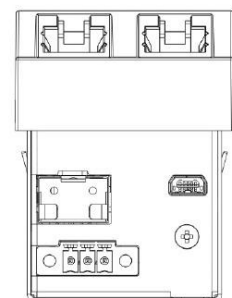
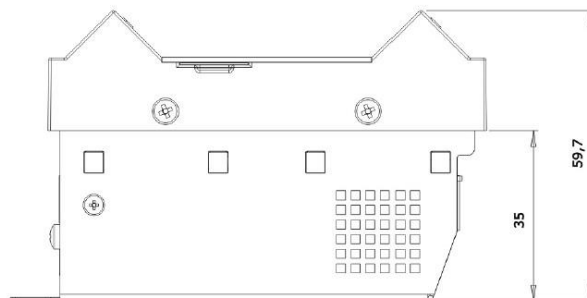
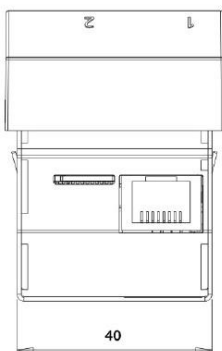
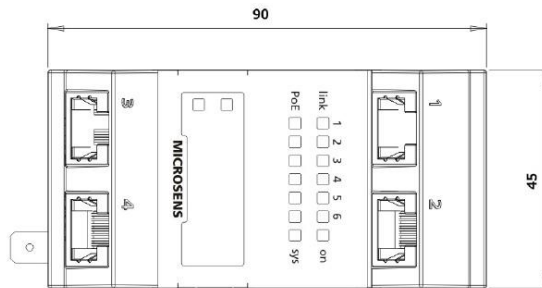
Package unit	20 pcs.
Dimensions	380 mm x 325 mm x 140 mm
Weight	7500 g
Contents	1x Micro Switch 1x Power supply plug 1x Quick Start Guide

Dimensions

Horizontal mounting



Vertical mounting



Order Information

Designation	Article-No. Horizontal mounting	Article-No. Vertical mounting
Micro Switch G6, PoE+, 54 VDC		
Uplink: Twisted Pair (RJ-45) and PoE function (PD) 1x 1000Base-T (PD), 5x 10/100/1000Base-T (PSE) Colour: pure white (RAL 9010)	MS450186PM-48G6+	MS450187PM-48G6+
Uplink: Twisted Pair (RJ-45) and PoE function (PD) 1x 1000Base-T (PD), 5x 10/100/1000Base-T (PSE) Colour: graphite (RAL 7021)	MS450186PM-48G6+GT	MS450187PM-48G6+GT
Uplink: Twisted Pair (RJ-45) and PoE function (PD) 1x 1000Base-T (PD), 5x 10/100/1000Base-T (PSE) Colour: anodised aluminium (RAL 9006)	MS450186PM-48G6+AL	MS450187PM-48G6+AL

Accessories		
	Designation	Article No.:
	Memory Cards for Micro Switch G6 (optional)	
	Micro Storage Media Card (microSD) for Micro Switches, 0..+70°C	MS140894X-4G
	Micro Storage Media Card (microSD) for Micro Switches, 0..+70°C Variant with its own MAC address	MS140894X-4G-M
	Labeling field	
	Labelling sheets Micro Switch G6 10 sheets, 80 labels per sheet	MS140894X-4G
	NMP 2.x Network Management	
	NMP Enterprise 1 x usage right for NMP Enterprise , 200 x usage rights f. NMP Enterprise Managed Objects, and SW Maintenance for 1 year (download of updates)	to be announced soon
	NMP Enterprise 1 x usage right for NMP Enterprise, 1000 x usage rights f. NMP Enterprise Managed Objects, and SW Maintenance for 1 year (download of updates)	to be announced soon
	Expansion packs for NMP Enterprise Managed Objects	to be announced soon
	NMP Professional 1 x usage right for NMP Professional, 50 x usage rights f. NMP Professional Managed Objects, and SW Maintenance for 1 year (download of updates)	to be announced soon
	NMP Professional 1 x usage right for NMP Professional, 100 x usage rights f. NMP Professional Managed Objects, and SW Maintenance for 1 year (download of updates)	to be announced soon
	Expansion packs for NMP Professional Managed Objects	to be announced soon
	Installation Accessories*	
	Universal M45 installation set for an E2 socket, consisting of an adapter plate and a cover frame, colour: pure white (RAL9010)	MS140029
	M45 installation set, consisting of a cover frame (168 x 85 mm), an adapter plate and 2x device brackets, pre- assembled, colour: pure white (RAL9010)	MS140040BR2
	DIN-Rail Adapter for Micro Switch G6 rotatable, screws included	MS140805-G6
	Power supplies for PoE variants	
	PoE+ Installation power supply unit 54VDC/1.2A 65W for PoE+ Micro-Switches, 3x 1,5mm ² , 1m feed line, Combicon connector	MS700710
	PoE+ Installation power supply unit MS700710 (s.a.), mounted on adapter C-profile, 35 mm rail (DIN)	MS700710-UNI

* More installation accessories for all installation situations can be found at [FTTO Installation Accessories](#)

Services

Designation	Article No.
Warranty extension after 24-month manufacturer's warranty**	
Warranty extension by 1 year	MSGV01
Warranty extension by 2 years	MSGV02
Warranty extension by 3 years	MSGV03
Custom colour for the port cover (standard colour for Micro-Switch port covers: RAL9010)	
Special colouring of the port cover according to customer specifications (RAL)	MSSonderbau
Pre-configuration according to customer requirements	
Pre-configuration of the component according to customer specifications	MSKonfig
Pre-configuration of the component according to customer specifications (configuration file already exists)	MSKonfig-OK

More Microsens Micro Switches G6

Designation	Article-No. Horizontal mounting	Article-No. Vertical mounting
Micro Switch G6, PoE+, 54 VDC		
Uplink 1x 100/1000Base-X SFP Slot, 5x 10/100/1000Base-T RJ-45 (PSE)	MS440209PM-48G6+	MS440219PM-48G6+
Micro Switch G6, 230 VAC (no PoE)		
Uplink 1x 100/1000Base-X SFP Slot, 5x 10/100/1000Base-T RJ-45	MS440209M-G6+	MS440219M-G6+
Ruggedized Micro Switch G6 -25°..+65°C ready mounted with DIN rail mounting ***		
1x SFP-Uplink (100/1000Base-X) 5x TP-Ports (10/100/1000Base-T) with PoE+	MS440209PMXH-48G6+	MS440219PMXH-48G6+
2x SFP-Uplink (100/1000Base-X) 4x TP-Ports (10/100/1000Base-T) with PoE+	MS440207PMXH-48G6+	MS440217PMXH-48G6+
1x TP-Uplink (10/100/1000Base-T) with PD 5x TP-Ports (10/100/1000Base-T) with PoE+	MS450186PMXH-48G6+	MS450187PMXH-48G6+

** The manufacturer's warranty is defined in the general terms and conditions [AGB \(§9\)](#) of MICROSENS GmbH & Co. KG.

*** Please refer to separate data sheets to obtain detailed information on the listed variants.