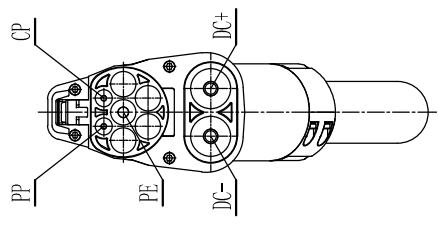
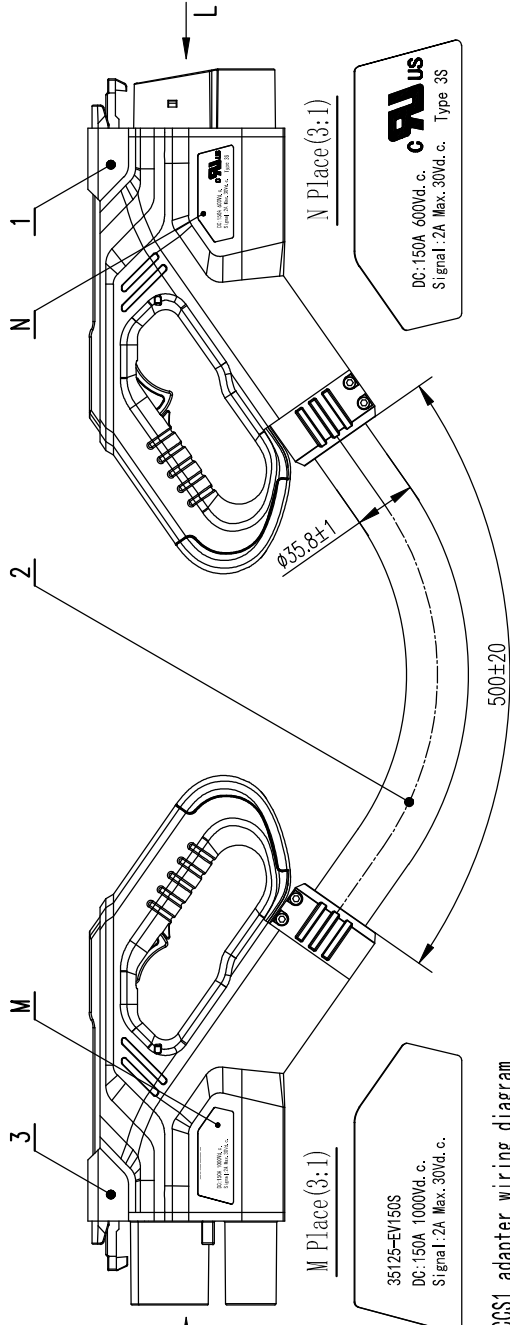
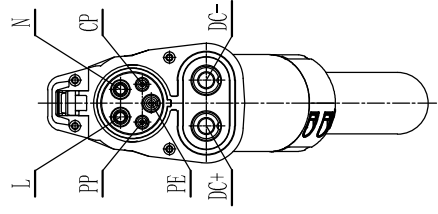



K direction



L direction



CCS2 to CCS1 adapter wiring diagram



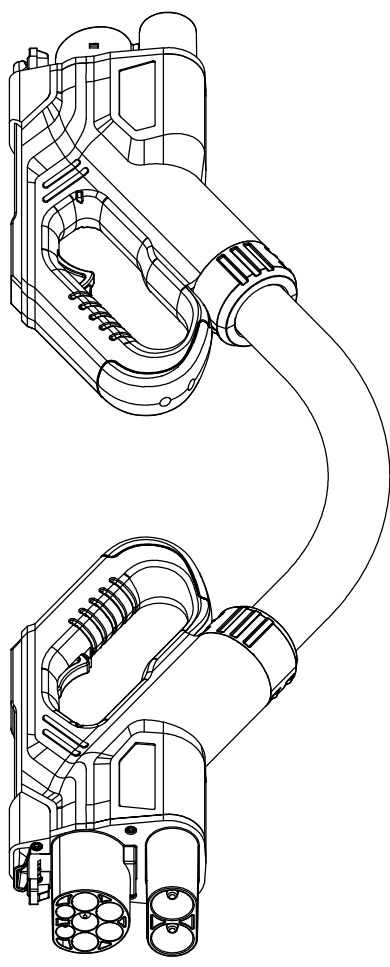
American standard DC charging plug end (OSIEEC3-J-EV-P)

Wiring specifications and wire colors (150A 1000V DC)

Numbering	Polarity	Wire color	Wire specification
1	DC+	red	1AWG
2	DC-	black	1AWG
3	PE	yellow-green	6AWG
4	PP	white	20AWG
5	CP	orange	20AWG

Skills requirement

- Rated current: 150A;
- Rated voltage: 1000V DC;
- Insulation resistance: $\geq 5M\Omega$ (DC500V) ;
- Contact resistance: $0.5m\Omega$ Max;
- Withstand voltage: 2000V AC/1min;
- Plastic shell fire rating: UL94 V-0;
- Charging cable: 2X1AWG+1X6AWG+6X20AWG overall UL certification black cable;
- Cable temperature resistance: jacket 105°C (The material is TPE) .



3	CCS2 to CCS1 adapter components	1	See BOM for details	UL certification
2	Charging cable	0.5m	2X1AWG+1X6AWG+6X20AWG	Black
1	American standard DC charging plug	1		White

序号/pos	图号/Draw No.	名称/Designation	数量/Amount	材料规格/Material Specification	外观颜色/Appearance Colour	备注/Remarks
1		名称/Name	XXXg			
2		重量/Weight				
3		标准/Standard				
4		图号/Draw No.				
5		图号/Draw No.				
6		图号/Draw No.				
7		图号/Draw No.				
8		图号/Draw No.				

材料/Material	重量/Weight	名称/Name	数量/Amount	材料规格/Material Specification	外观颜色/Appearance Colour	备注/Remarks
设计/Design	审核/Check	图号/Draw No.	图号/Draw No.	图号/Draw No.	图号/Draw No.	图号/Draw No.
校对/Check	工艺/Process	图号/Draw No.	图号/Draw No.	图号/Draw No.	图号/Draw No.	图号/Draw No.