

ECIS4500 Series

Industrial Gigabit Ethernet Switches



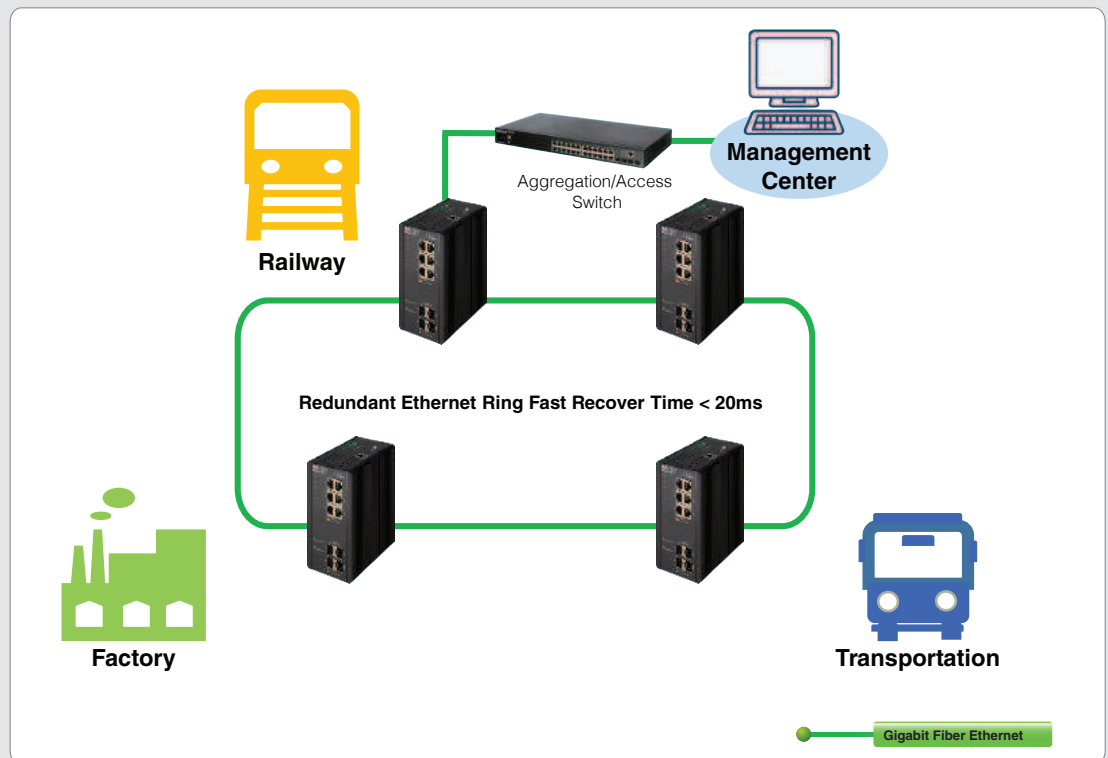
Product Overview

The Edgecore ECIS4500 series are managed industrial Gigabit Ethernet switches. The switches provide Gigabit Ethernet ports for upgrading the existing Fast Ethernet network infrastructure to full Gigabit speed. Gigabit Ethernet networks provide a higher bandwidth than the legacy Fast Ethernet networks and reduces the response time for time-sensitive applications. With powerful features, the ECIS4500 series are easy to deploy and manage the network, providing reliable and quality service for growing network traffic demand.

Product Highlights

- Provides 6/8 10/100/1000BASE-T ports plus 2/4 100FX/1000BASE-F SFP slots
- 9 K jumbo frames
- L2 wire-speed switching engine
- 8 K MAC forwarding addresses
- Network redundant LACP, Spanning Tree STP, RSTP and MSTP
- E-Ring Technology: Fast ring fail-over protection (< 20 ms)
- CLI/Web/SNMP management interfaces
- Dual power input and reverse power protection
- DIN-rail and wall mounting option

Network Applications



Full Gigabit

-40°C ~75°C
Operating
Temperature

EN 50121-4
Railway Traffic

Rich
Layer 2
Features

Superior
Management

Industrial Gigabit Ethernet Switches

Key Features

Performance and Scalability

The ECIS4500 series are high-performance Gigabit Ethernet Layer 2+ managed switches with 16/20 Gbps switching capacity. The switches deliver wire-speed switching performance on all Gigabit ports, allowing users to take full advantage of existing high-performance Gigabit integrated servers and PCs by significantly improving the responsiveness of applications and file transfer times.

The two/four SFP ports provides uplink flexibility, and allows the insertion of fiber or copper Gigabit transceivers, creating up to 2/4 Gbps high-speed uplinks to service provider, corporate, or campus networks, reducing bottlenecks and increasing the performance of the access network. The switches also support digital diagnostic monitoring (DDM) for SFP transceivers.

Continuous Availability

The IEEE 802.1w Rapid Spanning Tree Protocol provides a loop-free network and redundant links to the core network with rapid convergence, to ensure faster recovery from failed links, enhancing overall network stability and reliability.

The IEEE 802.1s Multiple Spanning Tree Protocol runs STP per VLAN base, providing Layer 2 load sharing on redundant links. The ECIS4500 series support IEEE 802.3ad Link Aggregation Control Protocol (LACP). It increases bandwidth by automatically aggregating several physical links together as a logical trunk and offers load balancing and fault tolerance for uplink connections.

The ECIS4500 series support fast failover ring protection (E-Ring) with the ability for the network to detect and recover from incidents without impacting users, meeting the most demanding quality and availability requirements. Rapid recovery time when problems do occur is as low as 20 ms.

Enhanced Security

Port security limits the total number of devices from using a switch port and protects against MAC flooding attacks.

IEEE 802.1X IP-based or MAC-based access control ensures all users are authorized before being granted access to the network. When a user is authenticated, the VLAN, QoS and security policy are automatically applied the port where the user is connected, otherwise the port is grouped in a guest VLAN with limited access.

DHCP snooping allows a switch to protect a network from rogue DHCP servers that offer invalid IP addresses. Secure Shell (SSH) and Secure Sockets Layer (SSL/HTTPS) encrypt Telnet and web access to the switch, providing secure network management.

Dynamic VLAN assignment for user authentication and location-independent access to the network. The ECIS4500 series also support local database, RADIUS and TACACS+ authentication methods to secure your network.

Service Monitoring and Management

The ECIS4500 series support per VLAN mirroring, allowing administrators to monitor all incoming traffic in one or more VLANs by sending a mirror image of that traffic to a configured mirror port.

The switches also provide the capability to manage service availability, identify connectivity and performance issues, and isolate problems from a remote location without dispatching an engineer onsite.

Comprehensive QoS

The ECIS4500 series offer advanced QoS for shaping, classification, and scheduling to deliver best-in-class performance for data, voice, and video traffic at wire speed. Eight egress queues per port enable differentiated management of up to eight traffic types through the switch.

Traffic is prioritized according to 802.1p to provide optimal performance for real-time applications. Weighted Round Robin (WRR) and Strict Priority Queuing (SPQ) ensure differential prioritization of packet flows and avoid congestion of ingress and egress queues.

Robust Multicast Control

IGMP snooping prevents the flooding of multicast traffic by dynamically configuring switch ports so that multicast traffic is forwarded to only those ports associated with an IP multicast receiver. IGMP increases the performance of networks by reducing multicast traffic flooding.

IGMP groups allow you to create customer packages for IP-TV channels, making switch configuration easy. IGMP Filtering prevents subscribers seeing unsubscribed IP-TV channels. And, IGMP Throttling allows you to set how many IP-TV channels a subscriber can receive simultaneously.

Superior Management

An industry-standard command-line interface (CLI) accessed through the console port or Telnet, provides a familiar user interface and command set for users to manage the switch.




An embedded user-friendly web interface helps users to quickly and simply configure switches.

The ECIS4500 series support SNMPv1, v2c and four-group RMON. The switches provide a complete private MIB for the configuration of most functions via the SNMP protocol.

Administrators can upgrade and restore firmware and configuration files via TFTP.

The switches also provide the AAA (Authentication, Authorization and Accounting) via RADIUS or TACACS+ enables centralized control of the switches. Access rights can be authorized per user and account for all actions performed by administrators.

Features

Product Model		ECIS4500-6T2F	ECIS4500-6T4F	ECIS4500-8T2F
Product Image				
Port	RJ-45 10/100/1000BASE-T Ports	6	6	8
	100/1000BASE-X SFP Ports	2	4	2
	10/100/1000 Combo Ports	0	0	0
	SFP+ 10 Gigabit Uplink Ports	0	0	0
	RJ-45 Console Port	1	1	1
Performance	Switching Capacity	16 Gbps	20 Gbps	20 Gbps
	Forwarding Rate	17.9 Mpps	17.9 Mpps	17.9 Mpps
	Flash Memory	16 MB	16 MB	16 MB
	DRAM	128 MB	128 MB	128 MB
	Throughput (packet per second)	14.8 Mpps	14.8 Mpps	14.8 Mpps
	MAC Address Table Size	8K	8K	8K
	Jumbo Frames	9KB	9KB	9KB
	Auto-negotiation, Auto-MDI/MDIX	Yes	Yes	Yes
Mechanical	Installation Option	DIN-rail and wall mount	DIN-rail and wall mount	DIN-rail and wall mount
	Dimension (W x D x H)	154 x 109 x 60 mm	154 x 109 x 60 mm	154 x 109 x 60 mm
	Weight	1.1 kg	1.1 kg	1.1 kg
Power Supply	DC Power Input (46-58 V)	12-58 VDC	12-58 VDC	12-58 VDC
	Max System Power Consumption (Watts)	9.96 W @12 VDC, 10.1 W @ 48 VDC	9.96 W @12 VDC, 10.1 W @ 48 VDC	9.96 W @12 VDC, 10.1 W @ 48 VDC
Environmental	Operating Temperature	-40°C to 75°C	-40°C to 75°C	-40°C to 75°C
	Storage Temperature	-40°C to 85°C	-40°C to 85°C	-40°C to 85°C
	Humidity (non-condensing)	5% to 95%	5% to 95%	5% to 95%
	Environmental Regulation Compliance: WEEE	Yes	Yes	Yes
	Environmental Regulation Compliance: RoHS	Yes	Yes	Yes
Certification	FCC Class A	Yes	Yes	Yes
	CE	Yes	Yes	Yes
	Safety Compliance: CB	Yes	Yes	Yes
	Safety Compliance: UL	Yes	Yes	Yes

Features

Ports

- Switch Ports:
 - 4/6 x 10/100/1000BASE-TX ports
 - 2/4 x SFP each supporting 1G or 100M
- SFP with Digital Diagnostic Monitoring (DDM)
- Management Port and Power Support Connector on Top Panel:
 - 1 x RJ-45 serial console
 - 2 x DC PWR
 - 1 x Alarm port

Performance

- L2 wire-speed/non-blocking switching engine
- Switching Capacity: 16/20 Gbps
- MAC Addresses: 8 K
- VLAN IDs: 4096
- Jumbo Frames: 9 K Bytes

L2 Features

- Flow Control:
 - IEEE 802.3x for full-duplex mode
 - Back-Pressure for half-duplex mode
- Storm Control:
 - Broadcast
 - Multicast
 - Flooding
- Spanning Tree Protocol:
 - IEEE 802.1D STP
 - IEEE 802.1w RSTP
 - IEEE 802.1s MSTP
- VLAN:
 - Supports 4096 VLANs
 - Port-based VLANs
 - IEEE 802.1Q tag-based VLANs
 - RADIUS-assigned VLANs
 - GVRP VLAN
 - IEEE 802.1ad Double Tagging (Q-in-Q)
- Link Aggregation:
 - Static Trunk
 - 802.3ad Dynamic LACP
 - Up to 8 ports per trunk group
 - Support 6 trunk groups (2 ports one group)
- Multicast Protocols:
 - Supports 255 multicast groups
 - IGMP v1/v2 Snooping
 - IGMP querying support
 - IGMP immediate leave and leave proxy
 - IGMP Filtering/Throttling

QoS Features

- 8 Priority queues per port
- Traffic Scheduling:
 - SPQ (Strict Priority Queuing)
 - WRR (Weighted Round Robin)
- Traffic Classification (CoS): 802.1p based CoS/port
- Traffic Shaper: Port-based shaping
- Dynamic QoS assignment

Layer 3 Function

- IP Interfaces: Max. 8 VLAN interfaces
- Routing Table: Max. 32 routing entries
- Routing Protocols:
 - IPv4 software static routing
 - IPv6 software static routing

Security Features

- Port Security
 - IEEE 802.1X IP-based authentication network access control
 - IEEE 802.1X MAC-based authentication network access control
- Username/password authentication
 - Local database authentication
 - Remote authentication via RADIUS
 - Remote authentication via TACACS+
- AAA (RADIUS/TACACS+)
- RADIUS client for management
- HTTPS and SSL (secured web)
- SSH (secured Telnet session)
- ACL (Access Control List)

Management Features

- Switch Management:
 - Cisco-like CLI via console port
 - Web-based management
 - SNMP v1, v2c
- Terminal setting (5 sessions)
- Software upgrade/restore by TFTP
- Configuration upgrade/restore by TFTP
- RMON: RMON1 (1,2,3,9 group)
- DHCP:
 - Client
 - Relay
 - Server
 - Snooping
 - Option 82
- Per VLAN mirroring
- Port mirroring
- Ethernet Copper connection diagnostic tool
- Event/Error Logging: Syslog (local Flash)
- Remote Ping
- NTP
- LLDP (IEEE 802.1ab): Link Layer Discovery Protocol
- LLDP-MED
- System Status:
 - Device info/status
 - Ethernet port status

Accessory

- Wall-mount plates
- DIN-rail clip
- M3 Screws x 4 (for the wall mount plates and DIN clip)
- DC power terminal block
- RJ-45 Ethernet port dust cover
- SFP Ethernet port dust cover

Physical and Environmental

- Dimensions (W x D x H): 154 x 109 x 60 mm (6.09 x 4.29 x 2.36")
- Weight: 1.1 kg (2.42 lb)
- Operating Temperature: -40°C to 75°C (-40°F to 167°F)
 - cold startup at -40°C
- Storage Temperature: -40°C to 85°C (-40°F to 185°F)
- Operating Humidity: 5% to 95% non-condensing
- Installation Option: DIN-Rail mounting, wall mounting

Alarm

- Alarm Relay Output Carrying Capacity: Max 0.5A @ 24 VDC
- System Alarm Notification: configurable alarm profile to enable
 - Alarm LED, Alarm relay, SNMP Traps

Features

Power

Power Input: Redundant Input Terminals
 Input Voltage Range: 12-58 VDC
 Reverse power protection: Yes
 Transient Protection: > 15,000 watts peak
 Power Consumption: 9.96 W @12 VDC, 10.1 W @ 48 VDC
 Note: The switch does not include a PSU (power supply unit).
 Need to purchase PSU separately. See Ordering Information.

Regulatory and Compliances

EMC
 CE/FCC Part 15 Class A
 CISPR 22 Class A
 EN 61000-6-2:2005+ AC:2005
 EN 61000-6-4:2007+A1:2011
 IEC 61000-4-2 ESD: Contact: 6 kV; Air: 8 kV
 IEC 61000-4-3 RS: 80 MHz to 2700 MHz: 20 V/m
 IEC 61000-4-4 EFT: Power: 4 kV; Signal: 4 kV
 IEC 61000-4-5 Surge: Power: 2 kV; Signal: 2 kV
 IEC 61000-4-6 CS: Signal: 10 V
 IEC 61000-4-8:2009
 IEC 61000-4-9:1993+A1:2000
 IEC 61000-4-8:2009
 IEC 61000-4-9:1993+A1:2000

Safety

UL-60950
 Railway Traffic: EN 50121-4
 Shock: IEC 60068-2-27
 Freefall: IEC 60068-2-32
 Vibration: IEC 60068-2-6
 RoHS (Pb free) and WEEE compliant
 Ingress Protection: IP30 metal case
 MTBF: > 25 years

Warranty

Please check www.edge-core.com for the warranty terms your country.

For More Information

To find out more about Edgecore Networks Corporation product and solutions, visit www.edge-core.com.

About Edgecore Networks Corporation

Edgecore Networks Corporation is in the business of providing innovative network solutions. In the service provider network, in the data center or in the cloud, Edgecore Networks Corporation delivers the software and systems that transform the way the world connects. Edgecore Networks Corporation serves customers and partners worldwide. Additional information can be found at www.edge-core.com.

Edgecore Networks Corporation is a subsidiary of Accton Technology Corporation, the leading network ODM company. The Edgecore Data Center switches are developed and manufactured by Accton.

To purchase Edgecore Networks solutions, please contact your Edgecore Networks Corporation representatives at +886 3 563 8888 (HQ) or +1 (949)-336-6801 or authorized resellers.

© Copyright 2017 Edgecore Networks Corporation. The information contained herein is subject to change without notice. This document is for informational purposes only and does not set forth any warranty, expressed or implied, concerning any equipment, equipment feature, or service offered by Edgecore Networks Corporation. Edgecore Networks Corporation shall not be liable for technical or editorial errors or omissions contained herein.



Direktronik AB tel. 08-52 400 700 www.direktronik.se

Ordering Information

Optional Accessories	Product Description
ET4205-SX	1Gbps, Small Form Factor Pluggable (Distance: 550 m; Wavelength: 850 nm, DDM), wide operating temperature -40 ~85 °C
ET4205-LX	1Gbps, Small Form Factor Pluggable (Distance: 10 km; Wavelength: 1310 nm, DDM), wide operating temperature -40 ~85 °C
SDR-120-48	120 W 48 VDC Single Output Industrial Power Supply Output DIN Rail -25~+75°C
SDR-240-48	240 W 48 VDC Single Output Industrial Power Supply Output DIN Rail -25~+75°C
SDR-480-48	480 W 48 VDC Single Output Industrial Power Supply Output DIN Rail -25~+75°C