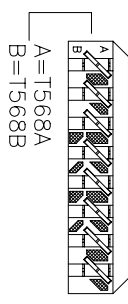


PIN ASSIGNMENT 8 7 6 3 2 1 4 5

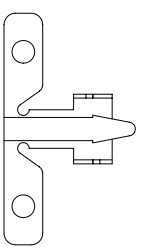


KRONE Connector

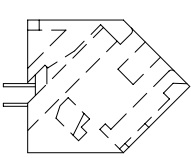
BOTTOM CASE

CABLE CLAMP

UPPER CASE



CABLE CLAMP



RJ45 JACK
45° ANGLE

COLOR CODING INFORMATION

IDC TERMINALS	T568A PAIR/WIRE COLOR	T568B PAIR/WIRE COLOR
PIN 5	1 WHITE/BLUE	1 WHITE/BLUE
PIN 4	1 BLUE	1 BLUE
PIN 1	3 WHITE/GREEN	2 WHITE/ORANGE
PIN 2	3 GREEN	2 ORANGE
PIN 3	2 WHITE/ORANGE	3 WHITE/GREEN
PIN 6	2 ORANGE	3 GREEN
PIN 7	4 WHITE/BROWN	4 WHITE/BROWN
PIN 8	4 BROWN	4 BROWN

SPECIFICATION

- Flash Mounting Central Plate: ABS
 - Up & Bottom case: ABS.
 - RJ45 JACK---Body: PBT 94V-0 rated.
Contact: Phosphor Bronze, 50u" gold plated over Nickel plated in contact area
Tin-lead over nickel in solder area.
Contact: Phosphor Bronze with Tin plated.
 - KRONE connector---Body: Plastic.
 - Cable Clamp: SPCC with Nickel plated.
 - P.C.Board: FR4 1.6 m/m double side.
 - Taping screw: M2.5x6m/m, M2.5x8m/m.
- NOTE: TOL ± 0.1 m/m

	DSGN	JOHNSON	01.NOV.01	ITEM NO: JE307CE-USSXX
	CHK			
UNIT M/M	APPR			Flash Mounting Wall Box. Unshielded Single Jack
SCALE 1/1				
DWG NO: 307CE-USS				